


Sim network unlock pin for samsung galaxy s3

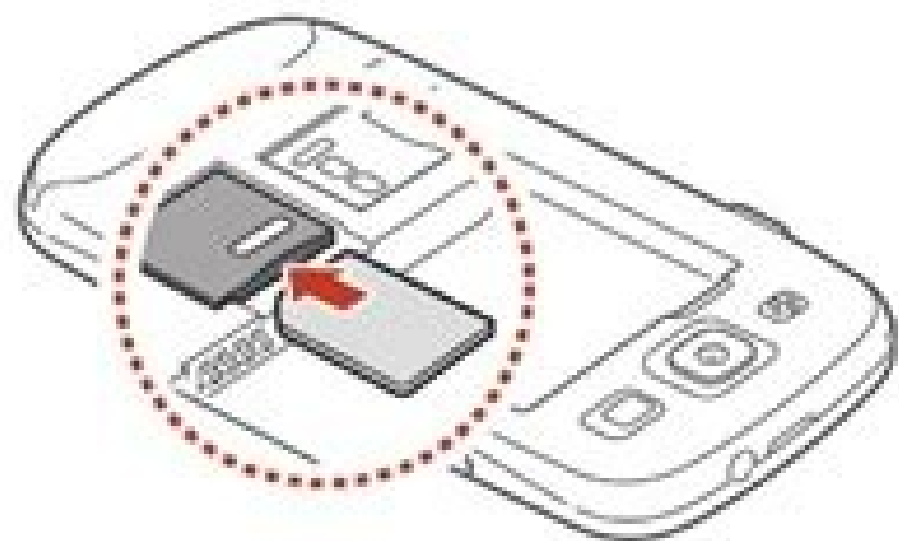
☐

I'm not robot


reCAPTCHA

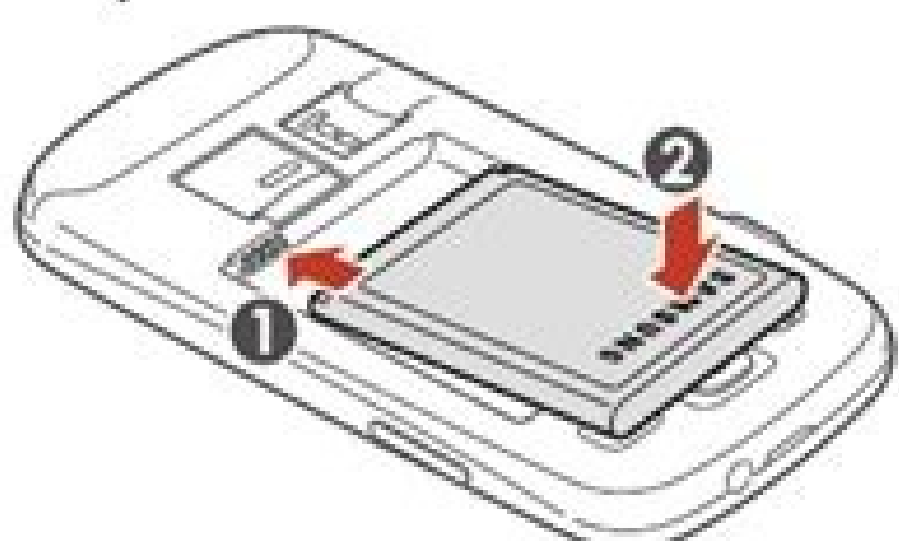
Continue

- 2 Insert the SIM or USIM card with the gold-coloured contacts facing downwards.

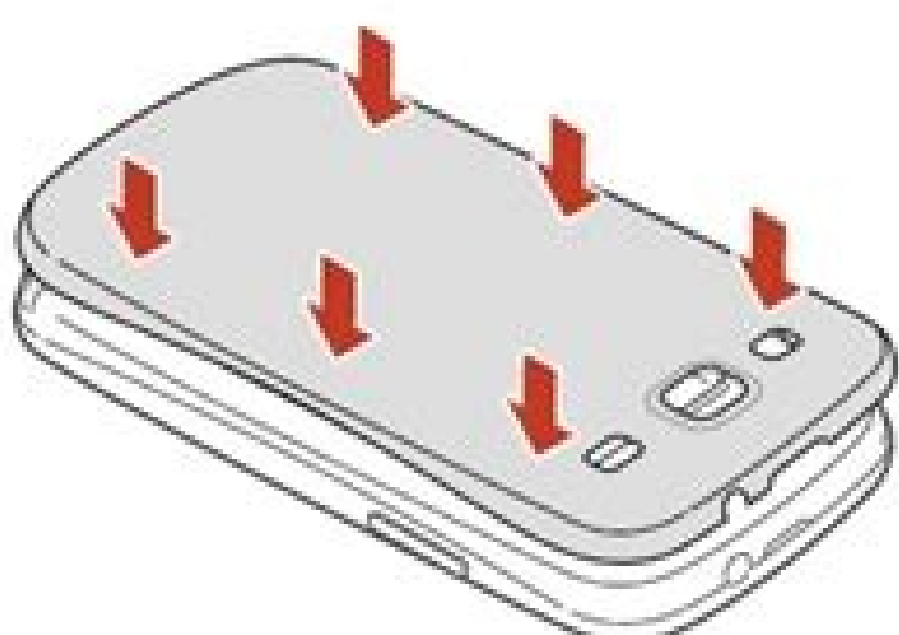


- ⚠ Do not insert a memory card into the SIM card slot. If the memory card becomes lodged in the SIM card slot, you must take your device to a Samsung Service Centre to have the memory card removed.

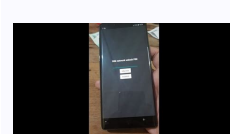
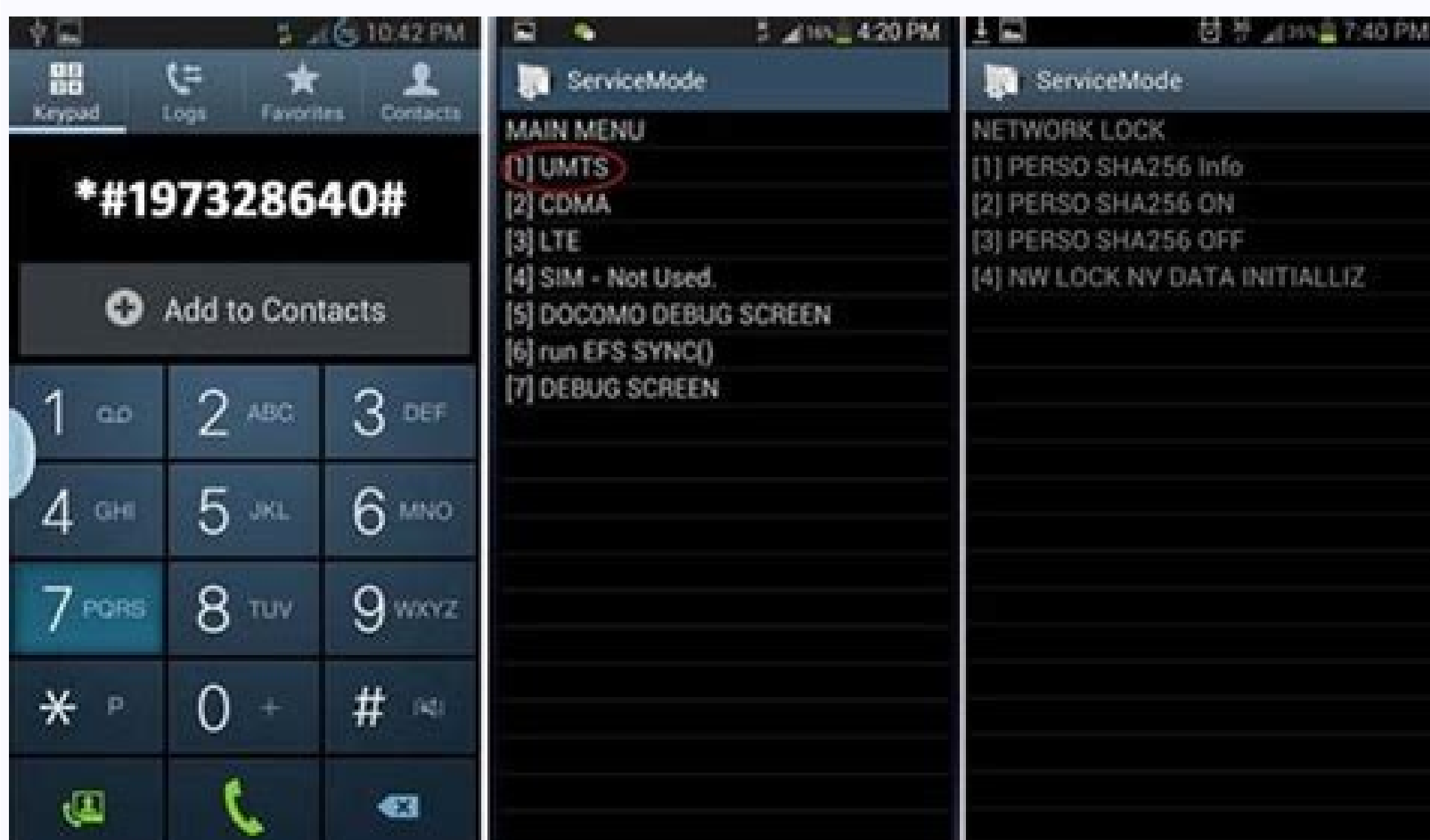
- 3 Insert the battery.



- 4 Replace the back cover.



Assembling
16



the restoration and replace it with supplies. I suggest that you start flashing restoration and install the last i9305 TWRP with Odin. After graduation, I leave Odin and my PC. The unofficial version of Cyanogen Mod 13 now blinks with TWRP because Android 6 is best and is not required for the roots, because the roots are really included in Rome ... either Rodman01 remix resurrection, or the latest version of Neben Cene CM13 from CM13 cm13 cm13 cm13. Pan. Both are very good and stable to be the perfect day of the day, Important: Using the instructions that are listed in the thread of each publication, install the zip -rom file from TWRP recovery. Download the recommended Google apps for your situation. With CM13 I personally use the Nano Gapps package. It works well. Use the USB button or the microSD card to save the zip files and install from there. Sent with tapak. Thanks for the information I will read well when I get home. In fact, I just wanted to keep it in stock because I probably sell it by removing the network. But I will consider the offered Roma. Thank you for the information, I will have a good reading when I come home. In fact, I just wanted to keep it in stock because I probably sell it by removing the network. But I will consider the offered Roma. Of course you have to decide, but it is easier to install and the end result is not comparable. Run back after 2 years to Android 4.4.4And 6.0 would be unthinkable for me ... Obviously, if you have to stay with the game without the expected words, for sale it is a different story. I guess it works in both ways since many potential buyers prefer an Android 6 phone that is not related to Knox and many others will simply love being able to have the last cyanogenmod when they intend to buy an old phone ... feel free do you have other questions? ? I sent it with a tapalt, I added a restart to the instructions in the op, it worked well for me. Decree in firmware 4.1.1 connected to the OP (originally Kitkat Vodafone IE Stock Rom) followed the rest of the instructions and my GT-i9305 was successfully unlocked. So resurrectionremix was installed and the unlocking state was saved. A suggestion: can you add a restart of GT-i9305 as the last step? This will only unlock if you restart after applying the instructions, otherwise nothing seems to have happened. split. ... what is the waiting time for the first race? Edit: restore the restoration of the factory settings and came out of the start cycle. However, the service menu is not initialized at all, it closes anyway. Last modification: 20 November 2016 Edit 19/02/16 I just tried this suggestion on the i9305 of a friend and worked great. I don't know why you have problems with downgrade, I was able to downgrade from 4.4.4 to 4.1.1 without problems. I followed this guide last week and worked (December 2017). Previously I had unlocked my S3 with a code 3 years ago, but it was still closed last week! I tried to unlock with the same code, but without success. So I did the downgrade of the ROM 4.1.1 of Android 6 as standard via Odin (i9305xxali5-i9305evrals5-i9305BVALi5-HOME.TAR). I interrupted the download, I performed the flashing of TWRP (TWRP-3.0.2-1-i9305.img.ar). I have reinitialized face, boot and utm, utm and utm uses utm utm. (Knox says to count 7). I updated the modem (XXUFPE1-FTM-i9305XXUFF2) and installed the ROM and GAPPS 7.1. [ROM] [7.1.2_RX] Aokp n [07/07/2017] [unofficial] [i9305]. . (After installing Aokp N ROM, I installed RR 5.8.5 and this also worked). Always unlocked, with lmei, in the basic band, with functioning calls, etc. Samsung Galaxy S3 GT-i9305 Hello, each new guy has just signed up for this information site inThis might help, I don't know much about touchscreen phones, I have a Galaxy S3, it was factory reset before I got it, I have unlock codes and lock codes that are tied to EE UK and don't have status of use for over a year, I have tried various things that do not accept codes, also says New Fanged Things, hoping someone can point me to the rite. I want to let him into the room, otherwise I need rehab. I can't wait to hear your objections to all Baz Baz